

# CURRICULUM INPUTS FOR THE MONTH OF OCTOBER, NOVEMBER, DECEMBER P5

## ENGLISH

- Defines reported speech.
- Explains the need to use reported speech in our daily life.
- Understands the difference between reported speech and direct speech.
- Applies the knowledge thus gained to understand the usage of reported speech.
- Constructs sentences by changing direct speech into reported speech.
- Understands what prepositions are in relevance to one's immediate environment.
- Defines prepositions and classifies it into its various types:
  1. Preposition of time
  2. Preposition of place
  3. Preposition of movement
- Applies the knowledge thus gained to construct meaningful paragraphs.
- Defines adverbs and understands its relation to verb.
- Classifies adverbs into its various types by understanding the usage:
  1. Adverb of place
  2. Adverb of time
  3. Adverb of manner
  4. Adverb of frequency
- Learns to write an informal letter in a prescribed format.
- Reads different types of texts and comprehends questions asked.

## HINDI

- विपरीतार्थक / विलोम शब्दों का ज्ञान |
- चित्र- वर्णन करना |
- नियमित रूप से श्रुतलेख करना |
- क्रिया शब्दों की पहचान करना |
- क्रिया शब्दों का भाषा में महत्त्व जानना और उपयोगिता समझना |
- क्रिया के भेदों (अकर्मक क्रिया और सकर्मक क्रिया) को परिभाषित करना व समझना |
- उपसर्ग शब्दांशों का ज्ञान |

- अनौपचारिक पत्र - लेखन करना ।
- विभिन्न पाठ्य पुस्तकों से गद्य पाठ पढ़ना और उनमें प्रयुक्त नवीन शब्दों का ज्ञान , वाक्य-रचना , व्याकरणिक अभ्यास, प्रश्नोत्तर और अन्य क्रियाकलाप ।
- नियमित रूप से श्रुतलेख करना ।

## MATHS

### Perimeter

- ❖ Understands the concept of perimeter of regular and irregular shapes.
- ❖ Understands Regular shapes and Irregular shapes
- ❖ Knows the unit of perimeter.
- ❖ Learns to find perimeter for regular shapes and irregular shapes.
- ❖ Comprehends and solves mathematical problems on perimeter using formulas.

### Area

- ❖ Understands the concept of area of regular and irregular shapes.
- ❖ Finding area of various shapes using square paper.
- ❖ Learns about the unit of area.
- ❖ Learns to derive the formulas for area for regular shapes.
- ❖ Comprehends and solves mathematical problems on area using formulae.

### 3-D Shapes and Nets

- ❖ Discusses 3- dimensional shapes which include three dimensions length, breadth and height.
- ❖ Enriches vocabulary with words like edges, vertices and faces used in everyday maths.
- ❖ Relates 3-D objects in our surroundings.
- ❖ Understands Nets-2D shape which can fold into to form a 3-D shape.

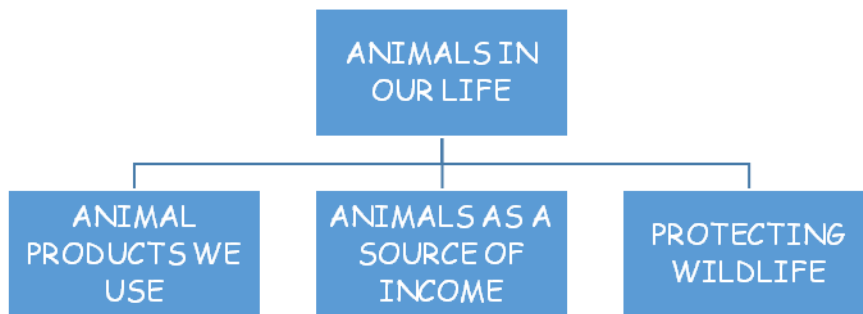
### Volume

- ❖ Understands the concept of Volume as a capacity to hold something.
- ❖ Differentiates between area and volume
- ❖ Learns to compare volumes of two objects.
- ❖ Calculates the volume of a cube and cuboid using formulae.
- ❖ Comprehends and solves word problems based on real-life situations.

## Data Handling

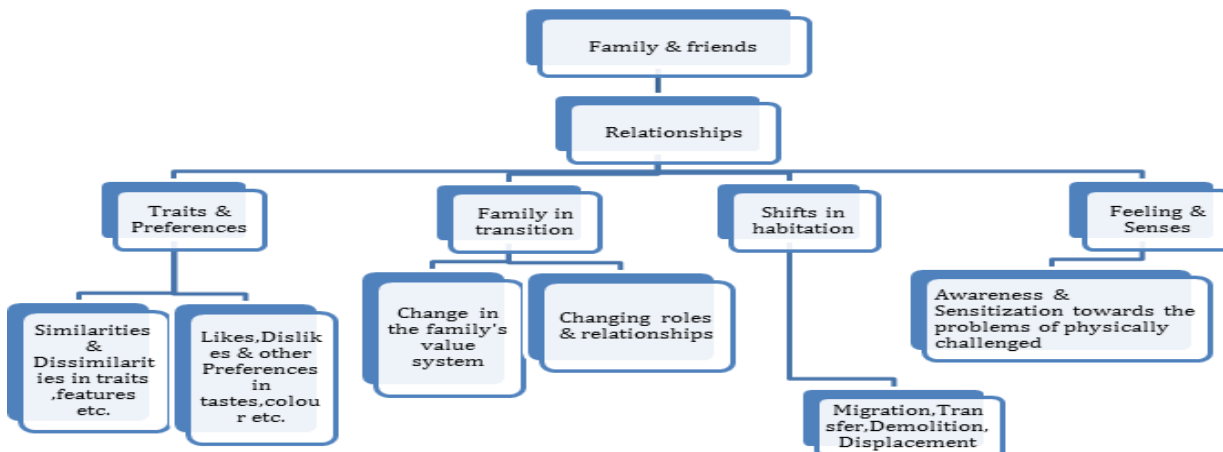
- ❖ Collects data and learns to arrange it using tally marks.
- ❖ Understands the concept of data, frequency , tally marks
- ❖ Draws frequency tables using tally marks
- ❖ Learns to interpret a frequency table and extracts information from it.

## E.V.S.



- Identifies, discusses about and associates animals to the animal products used by us in our daily life.
- Creating awareness and sensitivity towards the way the domestic, pet or wild animals should be treated.
- Enumerates reasons that lead to animals getting endangered and ways to protect them through personal contributions and various animal care organisations.

## Theme- Tracing family history, Feelings and senses, Dignity of labour



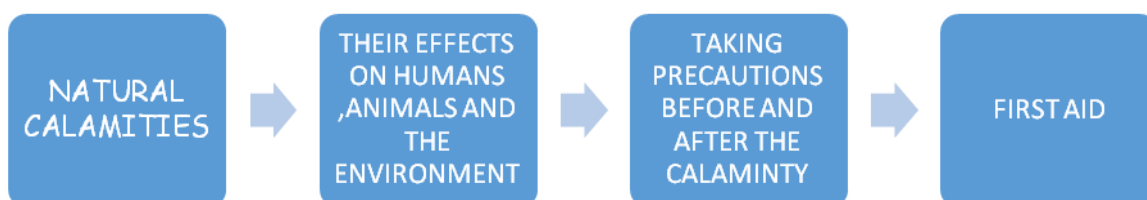
- Discusses values that keep families together, reasons for migration and life skills needed to cope with situations when families move to a new place.
- Recognises the similarities in physical appearances or habits as traits that are passed on in a family.
- Discusses about the fact that the skills that can be acquired from the environment.
- Discusses about the challenges faced by Physically challenged people and how many of them have overcome these hurdles and made a place for themselves.
- Interviews domestic and other helpers to recognize their contribution in making our life comfortable and easy.
- Reads anecdotes of famous personalities that teach us dignity of labour and encourage to enjoy and take pride in our work.

**Theme - Shelter, Social behavior in animals**



- Discusses the need for a shelter and the various factors that influence the structure and design of the house to be built.
- Collects and shares information about the various kinds of interesting shelter structures around the world.
- Identifies the need to live and work together in a group especially with reference to social insects.

**Theme- Natural calamities**



- Discusses the occurrences of natural calamities, their effects and precautions that can be taken to minimize loss of life and property.
- Learns how to administer first aid in simple mishaps to help deal with injuries.

## SANSKRIT

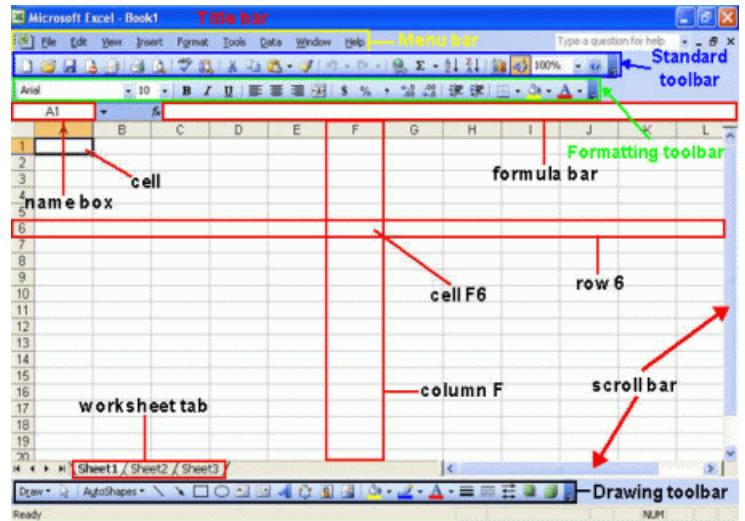
- मध्यमपुरुष के वाक्य - तीनों वचन - लट् लकार (वर्तमानकाल)
- श्लोक - विदेशेषु धनं विद्या .....
- कार्ययोजना - ६
- उत्तमपुरुष के वाक्य - तीनों वचन - लट् लकार (वर्तमानकाल)
- श्लोक - पुस्तकस्था तु या विद्या .....
- कार्ययोजना - ७
- नपुसंकलिंग शब्द - तीनों वचन
- श्लोक - असंशयं महाबाहो .....
- कार्ययोजना - ८

## ART

- Learns, Draws and colours Folk Art ; It is an expression of the Traditional cultures.
- Draws geometrical Rangoli using various geometrical shapes or with the help of stencil make it attractive with various colours.
- Draws composition of celebrating happiness with bright colours.
- Draws and colours symmetrical object with the help of centre line.
- Draws desert or beach composition with needful elements n colours.
- Makes posters on Peace and Non - violence... through drawing and with bright colours.
- New Year and Christmas related work activities or card making.

# CRAFT

- Annual day exhibition work according to the theme
- Ganesha stencil making with glitter (Drawing, cutting and pasting activity)
- Diwali wall hanging making with folk elephant drawing and decoration activity
- Aquarium making along with the aquatic animals with paper
- Snowflakes ( cutting and pasting )
- Christmas wreath making ( cutting and pasting activity)
- Christmas decorative hangings ( cutting and pasting activity)



# COMPUTER

## INTRODUCTION TO MS POWERPOINT

1. Starting PowerPoint
2. Parts of the PowerPoint
3. Window Creating a New Presentation

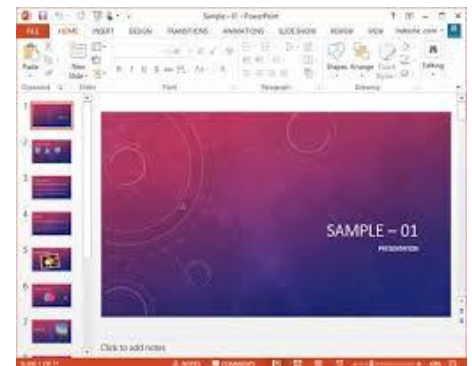
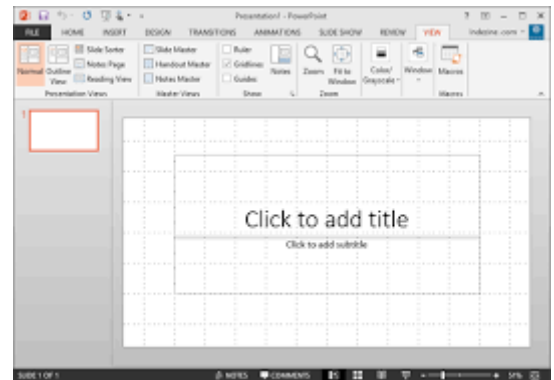
Making presentation

Adding Slide

1. Insert Tab Slide
2. Transitions and Animation
3. Viewing and Organizing Slide Shows

Editing cell content in MS Excel

- ✚ Editing and Deleting Cell Contents
- ✚ Copying and Moving Data
- ✚ Inserting and deleting cells, rows and Columns



✚ Changing Row heights

✚ Changing Columns Width

## Clay

---

### October

\* Composition - make any character of your choice either from Ramlila or Durga Puja.

\* Human body - make a human body to keep in mind divisions as explained earl

\* 3 D head - make a human head to keep in mind divisions as explained earlier.

\* Mask - make a head / mask with volume to keep in mind divisions as explained earlier.

### November

\* Geometrical Design - make a design with the help of geometrical shapes with slice method.

\* Design solid shapes - make a design with the help of any five to seven shapes of your choice.

\* Object design - make a design with the help of any 3 to 5 objects of your choice.

\* Composition - make / create something with the help of geometrical shapes.

### December

\* Relief - make a slab of your choice and create something on top of that as explained earlier.

\* Composition object - make any object of your choice and create something on top of that.

\* Transport - make any vehicle of your choice to keep in mind shapes and modulate.

\* Composition - make anything of your choice.

---

## SUGGESTED ACTIVITIES

### 1. Scavenger hunt: prepositions of movement

Parents will create ten clues. Give your child one handout, and instruct him to read the clues carefully and take a picture at each point on the scavenger hunt.

The clues could be:

- Walk towards the supermarket. There is a man standing still as you walk through the gates. Take a picture of yourself with him.
- Along the garden, you will see a statue of a dolphin. Take a selfie with it.
- Walk up the market across the road. Take the overhead bridge and click pictures of the road from the top .
- When the child return to class the next day, get him to show his pictures and use the prepositions of movement to describe each picture, e.g., *As we walked **towards** the supermarket and **through** the gates, we saw this statue.*

### 2. Adverbs are everywhere

Ask the child to go around the house and his neighborhood and make a list of ten different activities he can spot.


Ask him to describe the activities in two sentences using two different adverbs.

For example:

I saw my grandmother sleep peacefully.

I saw my grandmother sleep early.

### 3. FINDING PERIMETER





Ask the child to get straws or sticks and pipe cleaners .Using straws or sticks cut into lengths of 2, 4, and 6 inches, along with pipe cleaners cut into 2-inch pieces, let the child explore perimeter by making polygons with sides of various lengths. The child measures and records the lengths, then draw the shapes in their math notebooks.

Activities-2

#### 4. GEOMETROCITY! Build a City Made of Math with Geometry



Child will create a unique miniature by using 2D and 3D both plane and solid geometry. Version of this tiny city will be based on their own ideas, imagination, and application of skills. They will design a city applying geometric skills; such as shapes ,making floor plans using area and utilize many types of geometric concepts such as nets to create buildings and structures, designing parts of a city with shapes, lines, angles, and incorporating multiple skills at the same time to reach their objectives.

#### 5. DATA HANDLING

Child will conduct a survey of his/her class and to collect the data from all students of his/her class who spent more than 4 hours in watching TV. Represent the collected data, in the form of a bar graph by paper cutting and pasting.

Write how much you spent during a day in the following headings

- i) school    ii) homework    iii) play    iv) sleep
- v) watching TV    vi) others

6. The children work in small groups and prepare flash cards on any one topic
  - a. animals and their products used by us as food items.
  - b. uses of animal waste.

c. animals that are hunted for their different body parts.

d. national parks and wildlife sanctuaries in India.

7. The students will share the anecdotes of any famous personality on dignity of labour. (Mahatma Gandhi, Ishwar Chand Vidyasagar...)

8. The children will make cut outs of various members of the bee hive or the ant colony and put it on the display board showing the division of labour in these colonies.

### 9. आइए क्रिया-गीत बनाएँ ।

कुछ पर्चियाँ बनाइए जिनमें विभिन्न लोगों के नाम लिखें हों जैसे - माँ , पिता, भाई , चाची , दादा जी आदि । अब अपने परिवार के किसी सदस्य या मित्र के साथ बैठकर कोई एक पर्ची चुनिए । पर्ची में आए व्यक्ति के बारे में एक क्रिया-गीत लिखिए जिसमें हर वाक्य में उस व्यक्ति द्वारा किए गए किसी कार्य के बारे में कहा गया हो ।

जैसे -

मेरी प्यारी माँ , मुझसे प्यार करती है ,

मेरी न्यारी माँ , खाना तैयार करती है ।

सबका ध्यान वह रखती है ,

सबका सम्मान वह करती है ।

बारी - बारी से पर्चियाँ बदलकर खेलिए ।

### 10. कहाँ - कहाँ पर क्या हुआ?

कुछ विशेष स्थानों के नाम चुनिए जैसे - पार्क , घर, लाइब्रेरी , विद्यालय आदि। अब खेलने वाले हर प्रतिभागी को हर स्थान पर होने वाली क्रियाओं की एक-एक सूची बनानी है। हर एक सूची बनाने के लिए टाइमर की मदद से दो-दो मिनट दिए जाएँगे । उदाहरण -

विद्यालय

- पढ़ना

- खेलना

- बातें करना

- सीखना

- बैठना

- व्यायाम करना ... आदि

जो प्रतिभागी दिए गए समय में सबसे ज़्यादा क्रिया शब्दों का प्रयोग करेगा ,  
वह विजेता घोषित किया जाएगा ।

## **11. विपरीतार्थक दिवस**

परिवार के साथ 'विपरीतार्थक दिवस' पूरे जोश से मनाइए । अपने बच्चे से कहिए कि उस दिन सिर्फ विलोम शब्दों का ही प्रयोग करके बातें करे । जैसे - अगर वह भूखा है या बाहर जाना चाहता है तो वह कह सकता है - "मेरा पेट भरा हुआ है और मैं खाना नहीं खाना चाहता ।" या "मैं अंदर ही रहना चाहता हूँ ।" अपने बच्चे को रोचक व रचनात्मक विलोम शब्दों का प्रयोग करने के लिए प्रोत्साहित कीजिए ।

**PRIMARY COORDINATOR - MRS. ANUPAMA CHAND**

**DIALOGUE COORDINATOR - MRS. RASHMI SHARMA**