

CURRICULUM INPUTS FOR THE MONTHS OF JAN FEB MARCH

ENGLISH

- Defines conjunctions.
- Understands the usage of commonly used conjunctions in our daily conversations :or,and,if
- Classifies conjunctions into coordinating and correlative based on the usage of these words.
- Uses the conjunctions as per their understanding.
- Defines interjections.
- Understands the usage of commonly used interjections in our daily conversations.
- Defines question tags.
- Understands the usage of the question tags and how they affect the meaning of a sentence.
- Writes a formal and an informal letter using the prescribed format.
- Revisits the concepts done through the year.

HINDI

- ✓ औपचारिक पत्र लेखन की प्रक्रिया, प्रारूप और उनका उपयोग समझकर लिखना ।
- ✓ प्रत्यय शब्दांशों का ज्ञान
- ✓ श्रुतिसम भिन्नार्थक शब्दों को पढ़कर समझना और उनके बीच का अंतर समझना ।
- ✓ अनेक शब्दों के लिए एक शब्द लिखना ।
- ✓ विभिन्न पाठ्य - पुस्तकों से पढ़ना ।
- ✓ नियमित रूप से श्रुतलेख करना ।
- ✓ कक्षा में कराए गए सारे कार्य की पुनरावृत्ति करना ।


MATHEMATICS

Data Handling

- ❖ Draws frequency tables using tally marks, interprets and extracts information from it.
- ❖ Draws and interprets a pictograph, pie chart etc.
- ❖ Draws frequency table and bar graph.

Symmetry

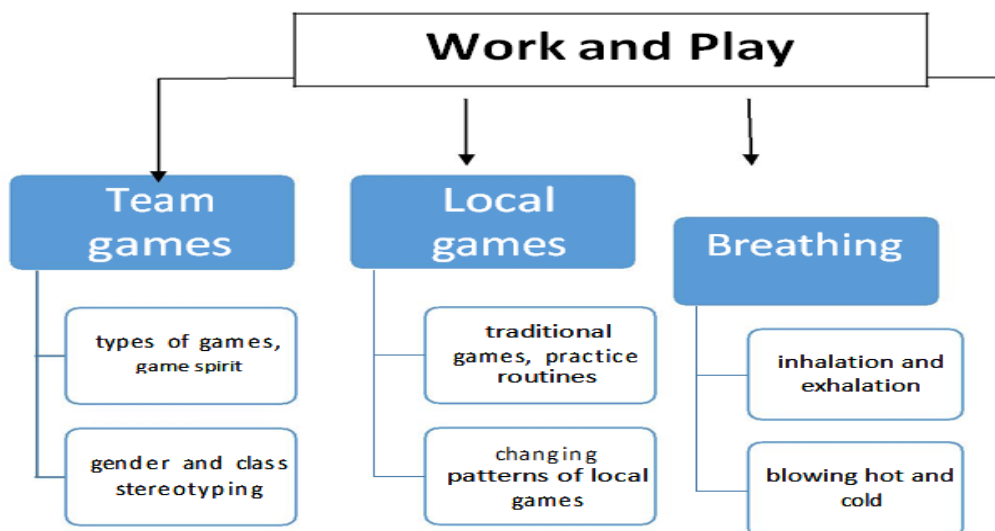
- ❖ Learns about symmetry and symmetrical objects that they find in nature, at school, at home, and around them.
- ❖ Recognizes lines of symmetry for a two-dimensional figure as a line across the figure such that the figure can be folded along the line into matching parts.
- ❖ Recognizes symmetrical and asymmetrical objects.
- ❖ Sketches reflections of simple shapes -reflection symmetry.
- ❖ Investigates objects which exhibit rotational symmetry.



- ❖ Discovers the rule and learns to extend the displayed shape pattern.
- ❖ Finds symmetry in letters of the alphabet and rangoli patterns.
- ❖ Identifies the mathematical rule hidden and completes the pattern.

E.V.S.

THEME-PLAY TIME



- Understands the difference between games and sports.
- Discusses the different types of games, knows the rules of at least one game (football and kho kho) and the role of a coach and a referee.
- Lists a few traditional Indian games.
- Understands the respiratory system and its various organs.

THEME - ADVENTURE SPORTS

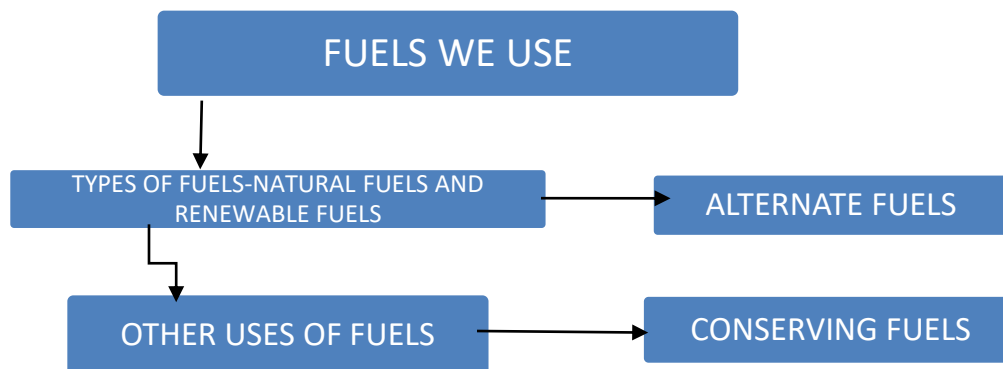


- Lists out the different adventure sports and activities along with special training institutes for adventure sports.
 - Empathizes with the difficulties faced by people due to gender bias.
 - Recognizes the Indian women who achieved laurels in various adventure sports-mountaineering, space travel etc.

The outer space

- The sky and the stars.
- Planets and satellites(natural and man-made)
- Indian astronauts in space.

THEME: TRAVEL



- Recognizing different types of fuels, other uses of fuels in our daily life, importance of conserving fuel for the future, available alternate fuels.

THEME: MONUMENTS

- Importance of monuments as heritage of the country.
- Organizations that help in protecting our monuments

Theme: Things we make and do(simple machines)

- Revision for Review

SANSKRIT

- नपुसंकलिंग के वाक्य - तीनों वचन - लट्लकार (वर्तमानकाल)
- श्लोक - येषां न विद्या तपो न दानम्
- कार्ययोजना - ६
- धातुरूप लङ्लकार (भूतकाल)
- शब्द - पठ् , लिख् , हस् , खाद् , धाव् , चल् , गम् , क्रीड् , पा , नम् ।
- श्लोक - संपूर्ण श्लोकों की पुनरावृत्ति
- कार्ययोजना - १०

वार्षिक पाठ्यक्रम के सभी श्लोकों का पुनः पुनः शुद्ध उच्चारण सहित अभ्यास करवाया जाएगा ।

CLAY

- * Composition-winter chill - generates the idea.
- * Animal figure - generates the idea.
- * Bird figure - generates the idea.
- * Miniature village - makes a model of the village as per his/her observation.
- * Miniature town - makes a model city life seen as you like or want to be.
- * Small creatures - makes creatures with the help of different types of shapes.
- * Waste material - creates different types of forms with the help of things lying around us which have no use.

CRAFT

- Drawing a zebra with pencil and cutting-pasting activity with glaze paper.

- Craft-organizer making with waste bottles (cutting -pasting and colouring activity)
- Penguin-making with waste water bottles (cutting and pasting activity and colouring with acrylic colours or with the kite paper pasting)
- Happy new year pop- up greeting card making with 3D rose making along with the decorative item and waste material like pencil shaving ,old marriage cards etc.
- Making a 3D Magical slipper with the cutting and pasting of the pastel sheet decorative item like beads, decorative stones (cutting and pasting)
- Learns to make desk calendar using waste cardboard pieces, string/ribbon
- Learns to make waste newspaper basket decorated with twigs, dry leaves
- 'THANK YOU' cards for teachers
- Learns to make Wind chime using cardboard, strings, etc.

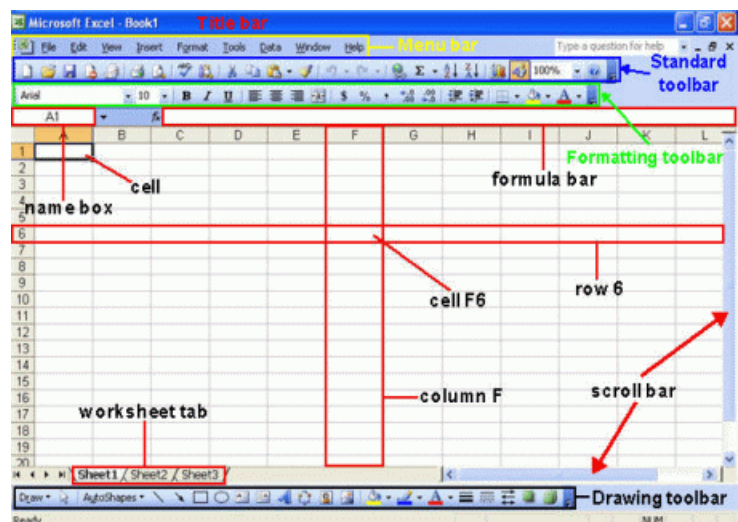
ART

1. Nature Study outdoor exercise-Observes nature from proximity to learn about nature elements..
2. Creates any form with the help of Dots [decorative and colourful].
3. Memory drawing-Railway station, park playground...etc

COMPUTER

STARTING WITH MS Excel

- ✚ Editing and Deleting Cell Contents
- ✚ Copying and Moving Data
- ✚ Inserting and deleting cells, rows and Columns
- ✚ Changing Row heights



✚ Changing Columns Width

MORE ON EXCEL

✚ Entering Data

✚ Simple formula

Revision

✚ MS WORD

✚ MSPOWER POINT

✚ MS EXCEL

Suggested Activities

1. Write a diary entry for each day of your winter vacation. You will get the diary entries on the first day of your school after the break. We will be using these details for letter writing after the vacations

2. Following Directions

Following directions is an interesting activity that offers a change from the routine.

In this activity, the child has to pair up with his parent or sibling. Then he/she draws a picture, keeping their paper shielded from the eyes of their partner. Ideally, pictures should be fairly geometric. Once the picture is complete, they explain to their partner, using words only, how to replicate the image.

For example, if a child has drawn the stereotypical square house with a triangle roof, he might say: "Draw a square in the middle of the paper that's about a third of the size of the paper. Draw an equilateral triangle on top of the square, using the top side of the square as the bottom side of the triangle."

The goal of this game is for each partner to replicate the other's drawing going by these spoken directions.

3. Try to go on a short trekking or mountain climbing trip with your family. What kind of difficulties would you face? Do you think training is necessary for such activities? Why? Discuss in the class.

4. Choose a monument and research on it. Share this research in a form of a flip book. You could find out about its history, who built it, when and why, kind of materials used to built it, how long did it take, any interesting incidents related to it, is it protected by ASI and the present state of its structure. Paste pictures to make it visually appealing and present your findings in bubbles around the pictures.
5. Some monuments have been defaced by miscreants while some have lost their glory due to effects of pollution or neglect. Write a brief viewpoint on how these affect our national heritage and what steps can be taken on a personal and administrative level for preserving them.

6. मुखपृष्ठ से जानिए किसी भी किताब के बारे में !

कोई ऐसी किताब जो आपने कभी पढ़ी न हो, उसका मुखपृष्ठ ध्यान से देखिए । आपको क्या लगता है ? यह किताब किस बारे में होगी? इसके बारे में एक अनुच्छेद लिखिए (जैसे - किताब के पात्र कौन और कैसे होंगे , आगे क्या होगा आदि)।

यह अनुमान लगाकर लिखने के बाद उस अनुच्छेद वाले पन्ने को कहीं दूर संभाल कर रख दें । अब वह किताब पढ़िए । जब आप किताब पूरी पढ़ लें , तब आप अपने आप द्वारा लिखे गए उस अनुच्छेद को पढ़िए और विश्लेषण कीजिए कि कैसे आपके विचार बदले हैं । इस बारे में अपने परिवार के किसी सदस्य य मित्र के साथ चर्चा कीजिए ।

7. आओ मिलान करें ।

हिंदी के समाचार-पत्रों को लीजिए और परिवार के किसी बड़े सदस्य से कहिए कि वे कुछ समाचार-पत्रों की विशेष खबरें और सुर्खियाँ (हेडलाइंस)अलग-अलग करके काट लें । उसके बाद उन्हें साथ मिला दीजिए । फिर उन लेखों को एक-एक करके पढ़िए और उन्हें सही सुर्खी (हैडलाइन) से मिलाइए । फिर उन लेखों को एक किताब में चिपकाकर एक संग्रह बना लीजिए ।

8. Symmetrical pattern



Ask the child to make cutouts of any geometrical shapes (triangle, square or circle) on origami sheets. Next use them to make an interesting pattern on one side of a line of symmetry on the floor. Another child can try and copy the symmetrical pattern on the other side of the line of symmetry.

9.



Material required: 2 pieces of construction paper in contrasting colors, glue, scissors, pencil

Directions: Fold the two pieces of paper in half together to establish the line of symmetry, then set one piece aside and cut the 2nd piece of paper in half on the fold you just made. Discard one of the halves. Draw 1/2 of a shape or a picture at the edge. (Like you would do if you were making paper

hearts and planned to open the paper up once the heart was cut out.) Glue the pieces to the contrasting colored paper as seen above .

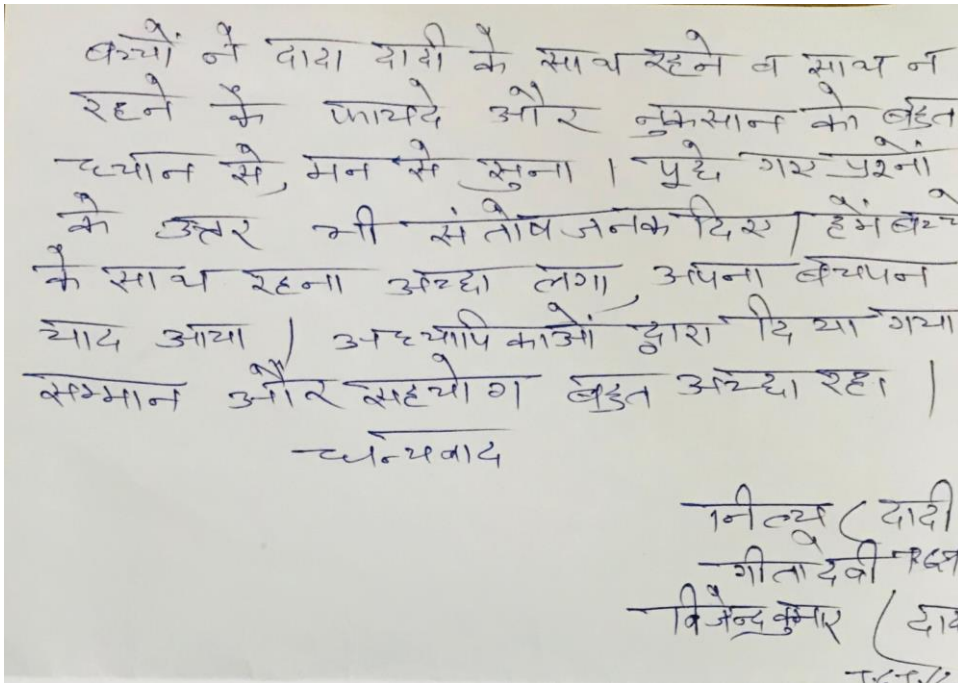
Grandparents' Forum



Grandparents are a family's greatest treasure, the founders of a loving legacy, the greatest storytellers, and the keepers of traditions. On 17th December, we welcomed Mrs. Gita Devi and Mr. Vijender Kumar grandparents of Nitya of P5B. They spoke to the children mainly about the importance of value system in joint families, hard work with strong will power and respect not only for elders but also for youngsters. Since both of them have been teachers, it was very easy for them to connect with the children. They talked about how the presence of grandparents in the family helps their grandchildren feel emotionally secure. They inculcate values like honesty and respect for their elders by storytelling. Then, they also discussed with the children, how girls were not allowed to study in their times due to social pressures and financial constraints of certain families. In those times too, Nitya's grandmother managed to complete her postgraduation in Sanskrit due to her sheer will power. She talked about the importance of will power and how it can help children become fearless and help them achieve whatever they want to. They also emphasized that children should always be happy and cheerful and should play outdoor games to stay fit. Last, but not the least, they shared how they spend time with

their grandson, Nitya . It was an enriching experience for the teachers as well as the students.

GRANDPARENT'S FEEDBACK



CHANDIGARH TRIP REPORT

As it is rightly said, " Travelling is a part of education." An excursion is not just a pleasure trip; it enhances the knowledge of the students beyond the four walls of classroom. To provide such an enriching experience to children, Gyan Bharati School organised an educational trip to Chandigarh for classes 4 and 5 from 20th Dec- 22nd Dec'18.

On reaching 'The Beautiful City', Chandigarh, children checked into the hotel. Post snacks and lunch they were driven to Pinjore Garden, where the scintillating effects of light left the children mesmerised.

Next day, the children came across a dazzling collection of more than 2500 species of cacti at the Cactus Garden. Our next stop was the Rock Garden where our enthusiastic travellers were awestruck to see the beautiful sculptures and art pieces made of scrap and waste material, created by Mr. Nek Chand. Children enjoyed strolling in Rose Garden and looked at the various types of roses. Next, a visit to the museum of Natural History ignited their love for science and history. Nature walk

alongside the Sukhna lake enthralled them to such an extent that it revived their fatigued spirits. This was followed by a musical evening at the hotel where our little champs showed the best of their dance moves.

Children developed real love for nature when they got a chance to visit Chattbir zoo the next day. The nature walk and bird watching session was a surreal experience for the children.

Children not only carried back home a life time of experiences with them but also new bonds of friendship which they will cherish forever!



FEEDBACK OF CHANDIGARH TRIP BY PARENTS

Dear Staff of G. B. S, Teachers and Incharge

I would like to thank the teachers along with the supporting team for the lovely program of Chandigarh trip. We were very pleased to see the children with so much excitement about each and every place they visited. We loved the way how my son, Paarth faced an injury, so bravely. A big thank you and applause for encouraging, nursing and caring for my son, just like a mother. He has got lovely teachers which indeed is great!

Lots of love and gratitude.

Regards,

Amit Bathla

Father of Paarth Bathla, P 4-C

I am so happy that our children have thoroughly enjoyed their first school trip.

It's not easy to send them alone for the very first time without family, but seeing what fun they had, makes it worthwhile.

The activities planned, the discipline & self-dependence you help foster, providing timely updates to us... it's was all incredible, and it has helped our children and us to firmly believe that school trips are fun & incredibly important.

Trip has been a huge success!

We appreciate all your hard work, support and encouragement that you have given to our children especially during these three days.

They loved every minute of it and came full of enthusiasm and many stories to tell. We can't thank you enough for making beautiful memories for them to cherish for life.

Regards,

Words of appreciation from parents of p4&5

PRIMARY COORDINATOR - MRS. ANUPAMA CHAND

DIALOGUE COORDINATOR - MRS. RASHMI SHARMA