

P4 CURRICULUM INPUTS FOR THE MONTH OF JAN-FEB-MARCH 2019

ENGLISH

- Defines reported speech.
- Explains the need to use reported speech in our daily life.
- Understands the difference between reported speech and direct speech.
- Applies the knowledge thus gained to understand the usage of reported speech.
- Constructs sentences by changing direct speech into reported speech.
- Revisits the concepts done in the class.

HINDI

- पर्यायवाची शब्द
- अनौपचारिक पत्र - लेखन।
- श्रुतिसम भिन्नार्थक शब्दों का ज्ञान ।
- अनेक शब्दों के लिए एक शब्द लिखना ।
- विभिन्न पाठ्य - पुस्तकों से पढ़ना ।
- नियमित रूप से श्रुतलेख करना ।
- कक्षा में करवाए गए समस्त कार्य की पुनरावृत्ति।

MATH

TIME

- Estimates the duration of familiar events.
- Computes the number of days between two given dates.

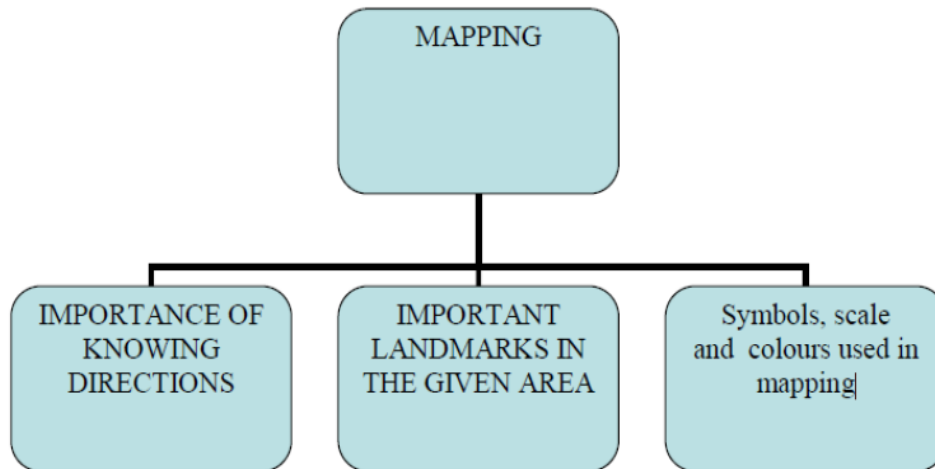
Basic Geometrical Ideas

- Identifies a point, line , line segment and ray
- Identifies and draws angles .
- Recognises 2d shapes -triangles and quadrilaterals.
- Draws a circle of given radius.
- Identifies, labels and names the centre , radius, and diameter of a circle.

Patterns

- Understands the relation between radius and circumference of a circle.
- Identifies patterns in real life, in a sequence etc.
- Fills in missing terms in a given pattern.

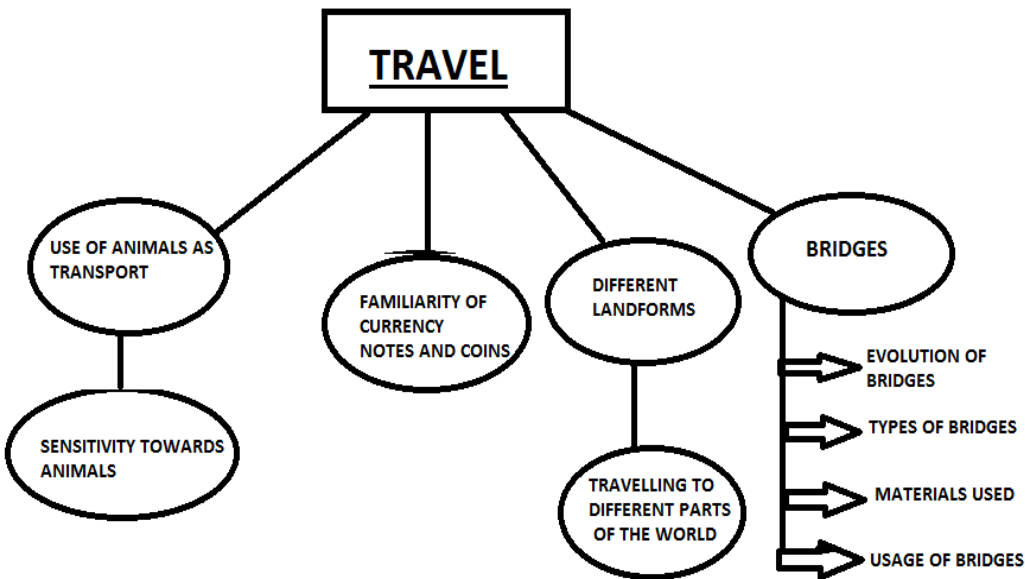
EVS



MAPPING

- Understands the concept of directions
- Identifies various symbols and landmarks while mapping
- Learns the importance of colour and scale on map
- Interprets and reads the map

TRAVEL



- Discusses the use of animals as transport.
- Familiarizes with Indian currency: notes and coins
- Learns about various landforms.
- Understands the evolution, types and material being used for constructing bridges.

Computer

Introduction to PowerPoint

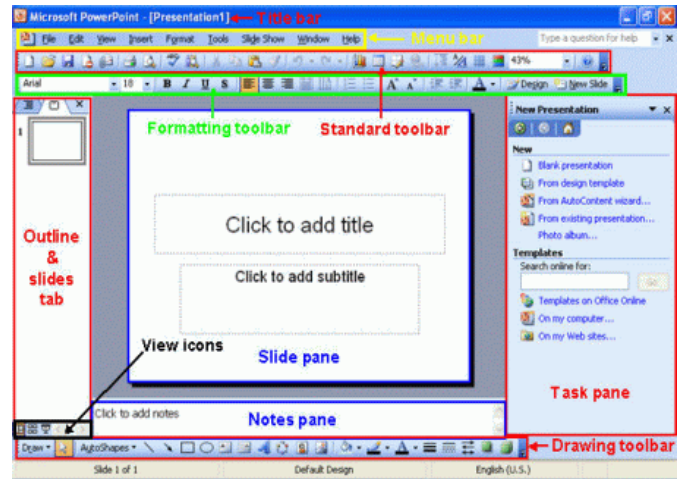
- Starting PowerPoint
- Parts of the PowerPoint Window
- Creating a New Presentation
- Slide Show

More on MS PowerPoint

- Changing layout
- Changing Background
- Editing Slide

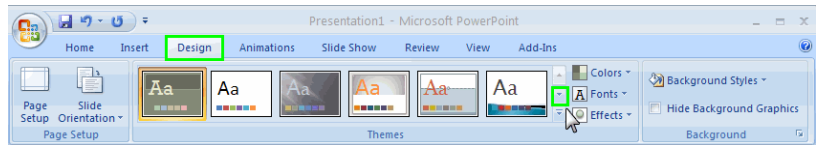
Revision

- MS Word
- MS Power Point



ART

- Nature study outdoor exercise....Observe nature from closer to learn about nature elements...
- Create any form with the help of dots (decorative and colourful)
- Memory drawing..Railway station,Park,Playground...etc....Memory drawing enhance their imagination,creativity and memory.



CRAFT

- Lotus Making for Republic day
- Flying bird and 3d birds Drawing Activity
- Spoon Art making with Plastic spoon
- Table Mat Design making with paper (Folk Art)
- Wood painting making with wooden spoon
- Border design making with 3d Flower
- Flower pot decoration
- Quilling Art making with paper strips

Activities

1. There are situations given below. Frame two sentences each based on the situations using interjections. One has been done for you.

- i. **I forgot my keys.**
- ii. **I think we are in serious trouble.**
- iii. **That must have hurt really bad.**
- iv. **It's a Christmas party.**

2. Given below is a story. Take advantage of the story time by asking your child to report on what of the main characters said/asked.

For eg: What did the Evil Queen ask the magic mirror?

She asked him who the fairest of them all was.

The Spotted Cow

Enid Blyton

There was once rather a vain cow. She was plain white with two nice curly horns. She thought she looked rather nice – but she did wish she could have some nice black spots over her back. There were no spotted cows in the field at all, and the white cow thought it would be grand to be the only spotted cow.

Now one day, when she was munching long, juicy grass that grew in the hedge, she came across a small pixie mixing black paint in a pot.

t h e

‘What are you doing?’ asked the cow.

‘I’m mixing my black paint,’ said the little fellow. ‘I’m the pixie that paints the spots on the ladybirds, you know.’


‘Oh,’ said the cow. ‘Well, will you paint some on me?’

‘Yes, if you give me a nice drink of milk,’ said the pixie.

In a long line stood about twenty ladybirds with bright red backs and no spots. The pixie neatly painted seven black spots on each red back, and the ladybirds flew off in delight.

‘I don’t mind doing that,’ said the cow. ‘You can find a tin mug and milk some of my creamy milk into it for yourself.’

‘I’ll just finish these ladybirds first,’ said the pixie, and he turned back to his work. In a long line stood about twenty ladybirds with bright red backs and no spots. The pixie neatly painted seven black spots on each red back, and the ladybirds flew off happily.

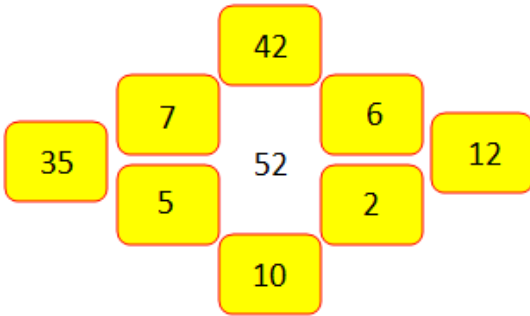


3. Recognize the pattern and find the missing numbers in the small squares.

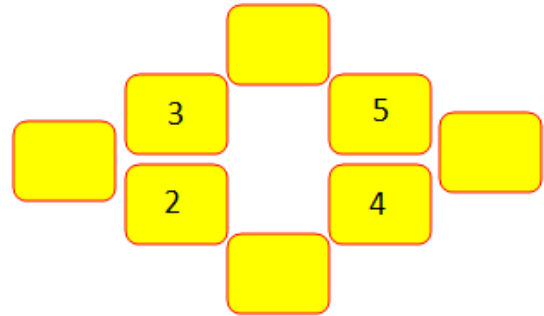


4. Work out the pattern and complete the drawing.

(i)



(ii)



5. Given below is a 4 by 4 magic square. It has 4 rows and 4 columns.

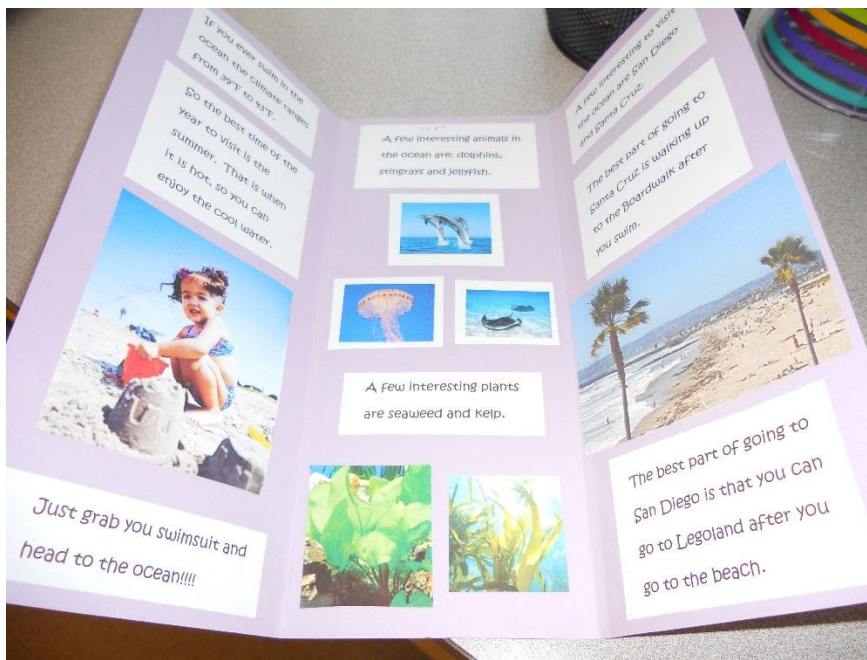
Each of the 4 rows, 4 columns and 2 diagonals add up to the same number.

Find out the missing numbers. What does each line add up to?

16	3	2	—
—	—	11	8
9	—	—	12
4	15	14	1
B			

6. Travelogue :

Design a travel brochure which should look like this



Write about a place you have visited or you like to visit.

If learning about a new place, use Internet (under parents' guidance and supervision), book research and even interviews to they gather information.

Things to Include in a Travel Brochure

- Brief summary of the setting, with highlights of important places
- Location, including a map
- Geography
- Major cities, Well-known places
- Historic Sites and Landmarks
- Recreation and Outdoor Activities—parks, sports, water
- Entertainment
- Climate and overall weather conditions
- Transportation
 - Arts and Culture, including museums, theaters, places to visit
- Language spoken
- Food • Additional Information

7. MAP YOUR WAY!!

All the family members may take part in it. All the members should have A4 size paper, pencils, and highlighters to perform this activity. Each one of you may choose any destinations from home (school, workplace, restaurant you often visit etc.).



After selecting your destination, draw a map showing an estimated distance highlighting main features that is seen on the way to your destination, like hospitals, temples etc.

At the end of the way, share and discuss your maps with the others of the team and try to note down few differences and similarities.

- किसी पाठ्य- पुस्तक से अपनी पसंदीदा कविता ढूँढ़कर लिखिए। इस कविता में आए उन सभी शब्दों को रंगीन पेंसिल से रेखांकित कीजिए जिनके पर्यायवाची शब्द आप लिख सकते हैं। अब इसी कविता में पर्यायवाची शब्द बदलकर कविता को दोबारा लिखकर कक्षा में लाएँ।
- अपनी माताजी के साथ जाकर डाकघर से पोस्ट कार्ड अथवा अंतर्देशीय-पत्र खरीदकर लाएँ | फिर उनकी सहायता से अपने पिताजी को नव वर्ष के उपलक्ष पर मुबारक देते हुए पत्र लिखें। इस पर अपने पिताजी का नाम और घर का पता लिखें। अब इसे पत्र -पेटी में डाल दें | इस बात को गुप्त रखें और जब नव -वर्ष पर उन्हें आपका पत्र मिलेगा तो यह उनके लिए किसी उपहार से कम नहीं होगा। कक्षा में आकर चर्चा करें कि पत्र पढ़ने के बाद पिताजी ने कैसा महसूस किया।

Report on Chandigarh Trip

As it is rightly said, " Travelling is a part of education." An excursion is not just a pleasure trip: it enhances the knowledge of the students beyond the four walls of classroom. To provide such an enriching experience to children, Gyan Bharati organised an educational trip to Chandigarh for classes 4 and 5 from 20th Dec- 22nd Dec'18.

On reaching "The City Beautiful", Chandigarh , children checked in Hotel 6. Post snacks and lunch they were driven to Pinjore Garden, where the scintillating effects of light left the children mesmerised.

Next day Children came across a dazzling collection of more than 2500 species of cactus at the Cactus Garden. Our enthusiastic travellers were awestruck to see the beautiful sculptures and art pieces made of scrap and waste material in Nek Chand Rock Garden. Children enjoyed strolling in Rose Garden and looked at the various types of roses. A visit at the museum ignited their love for science and history. Nature walk alongside the Sukhna lake enthralled them to such an extent that it revived their fatigued spirits. This was followed by a musical evening at the hotel where our little champs showed best of their dance moves.

Children developed real love for nature when they got a chance to visit Chattbir zoo. The nature walk and bird watching session was the surreal experience for the children.

At the time of the return journey, children not only carried back life time experiences with them but also memories of new bonds of friendship which they will cherish forever.



WORDS OF APPRECIATION FROM PARENTS

Dear Teachers...

I am so happy that our children has thoroughly enjoyed their first school trip. It's not easy to send them alone for the very first time without family, but seeing what fun they had, makes it worthwhile.

The activities planned, the discipline & self independence you help foster, providing timely updates to us... it was all incredible, and it has helped our children and us firmly believe that school trips are fun & incredibly important.

Trip had been a huge success!

We appreciate all your hard work, support and encouragement that you have given our children specially during these 3 days.

They loved every minute of it and came full of enthusiasm and stories to tell. We can't thank you enough for making beautiful memories for them to cherish for life.

Regards

GRANDPARENT'S FORUM



With the elderly comes an air of wisdom while the youngsters bring a vibrant energy, when these combine something great is bound to happen.

The Grandparent's Forum was organised on 27th December, 2018 where the grandparents of Trisha (P4 E) were invited to share their interesting stories, wise thoughts and experiences with the students. The grandfather very interestingly talked about the significance of respecting one's elders, especially teachers. He enthusiastically shared how he used to feel as an adult when he used to meet his old teachers. The discussion also helped the students realise how a person's intentions, satisfaction and kindness towards oneself and others help them be successful in life no matter where they stand in future. It emphasised on the importance of being kind and helpful their friends. The grandmother also happily shared with the students how helpful and curious her granddaughter is at home, how she always tries to learn new things from her grandparents and always spends time with them. Thus, lovingly giving the message to the students that their elders have a whole lot to give them, knowledge, love, wisdom..... If only they are keen enough to learn it happily and willingly.

The session was brought to a conclusion by the questions asked by the excited students who had a lot of questions about how they used to go to school, what stationeries they used in school or how they travelled. The questions were answered with great ardour by the grandparents.

From
S. R. Jindal
GIF of Trishla Jindal

Respected madam,

I am thanks for calling me & give
opportunity to attend the children meet.

I am very happy to discuss ~~the~~ with
small children.

Specialy I thank to all the teachers/
management to organise such type of meet.

Best wishes to all children &
teachers & management.

With regards.

Thanks

Yeh Sincerely.

SRJ
27/12/18

(S. R. Jindal)

PRIMARY COORDINATOR-MRS ANUMPAMA CHAND

P4 COORDINATOR- MRS. DEVJA CHHABRA