

## P4-CURRICULUM INPUTS FOR JULY AUGUST SEPTEMBER 2018

### ENGLISH

- Recalls the definition of a verb from previously learned material.
  - Identifies different types of verbs-action verb and helping verb
  - Demonstrates the correct usage of different verbs.
  - Understands the structure of a sentence- SUBJECT- VERB- OBJECT (SVO)
  - Identifies the subject in a sentence and determines the verb with it.
  - Understands the concept that singular subject takes a singular verb and plural subject takes a plural subject
  - Applies rule for subject/verb by matching the subject to its verb.
  - Explains the past and present experiences and forecasts future events using correct verb form.
    - Understands the difference between
1. Simple Present and Present Continuous
  2. Simple Past and Past Continuous
  3. Simple Future and Future Continuous
- Describes pictures and events on timeline of past, present and future.
  - Learns about prefix and suffix that are added to different words to make new words.
  - Identifies adjectives and their role in the sentence.
  - Learns some descriptive adjectives that describe people, places and things.
  - Learns to describe their own cartoon character
    - Understands and uses the correct degree of comparison while framing sentences or writing compositions.
    - Learns about antonyms and synonyms.
    - Learns to write a story with the given clues

### HINDI

- ग्रीष्मावकाश गृह- कार्य की परिचर्चा एवं जाँच |
- संज्ञा शब्दों के स्थान पर उचित सर्वनाम शब्दों का प्रयोग सीखना| सर्वनाम शब्दों के भेद समझना और पहचानना|
- विशेषण शब्दों की पहचान करना|
- विशेषण शब्दों द्वारा विलोम शब्द बनाना और उनका प्रयोग सीखना|  
दी गई रूपरेखा के आधार पर विशेषण शब्दों की सहायता से कहानी बुनना |
- मुहावरे और उनके अर्थ का ज्ञान प्राप्त करना|
- पर्यायवाची शब्दों का ज्ञान |
- मुहावरों को अपनी भाषा में प्रयोग करना और उनसे वाक्य- रचना करना|
- काल
- काल के तीन भेद  
वर्तमान काल (चल रहे समय का बोध कराता है | )  
भूतकाल (बीते हुए समय का बोध कराता है | )  
भविष्यत् काल ( आने वाले समय का बोध कराता है

## **MATHS**

### **Factor and Multiples**

- Identifies composite and prime numbers.
- Learns divisibility rules of 2, 3, 4, 5 and 10 and applies them to find factors of a number.
- Is able to find multiples of a given number.
- Is able to do prime factorization of a number using factor tree.
- Understands the concept of LCM and HCF
- Understands the relation between L.C.M and H.C.F of given numbers.
- Solves questions on LCM and HCF of given numbers.

### **Fractions**

- Identifies fractions as part of the whole.
- Practices basic fractions like half, one fourth, etc in real life situations.
- Understands the concept of Proper, Improper fractions, Mixed fractions.
- Understands the concept of Like, Unlike and equivalent Fractions.
- Converts improper fractions to mixed fractions and vice-versa.
- Adds and subtracts like fractions.

- Attempts word problems related to addition and subtraction of like fractions.

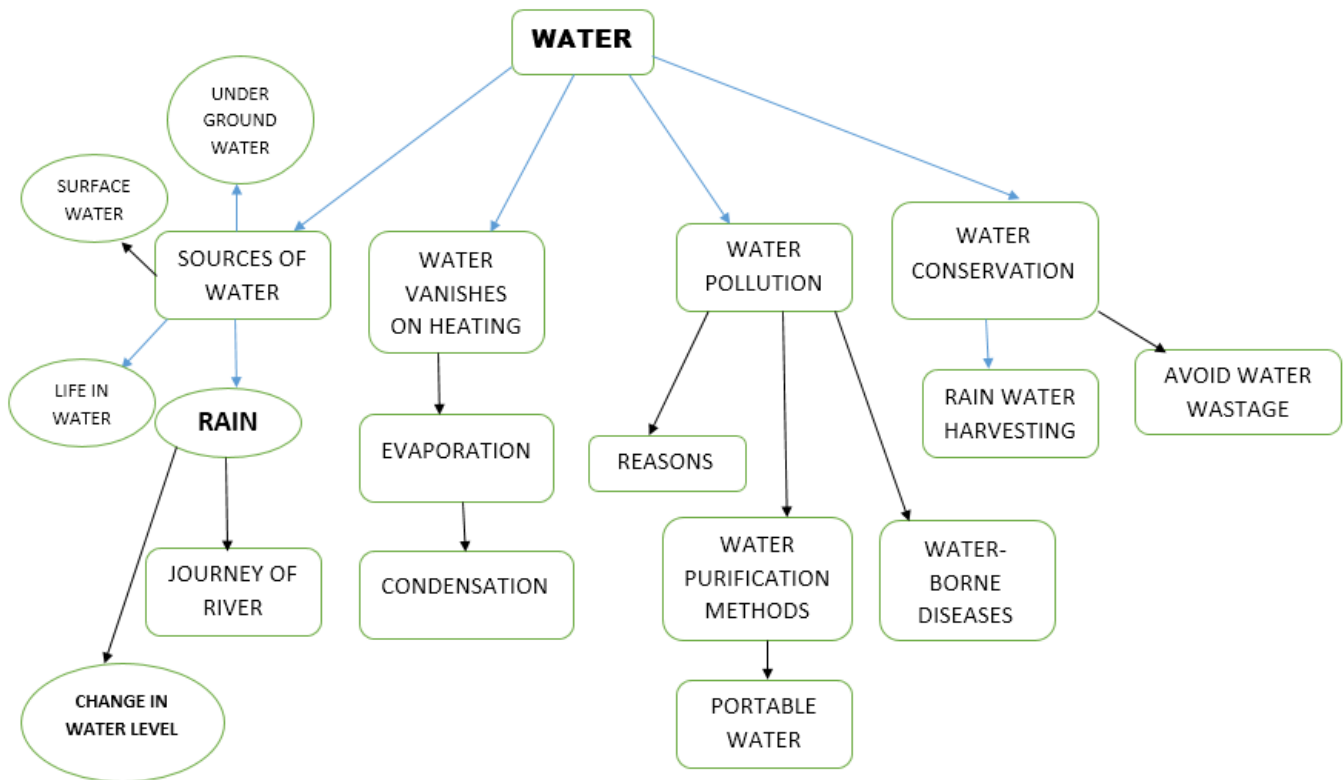
### Perimeter and Area

- Understands and practices the concept of perimeter on 2-dim figure.
- Comprehends and solves word problem based on perimeter.
- Understands and explains the concept of area on 2-dimensional figures.

## EVS

### THEME:

### WATER

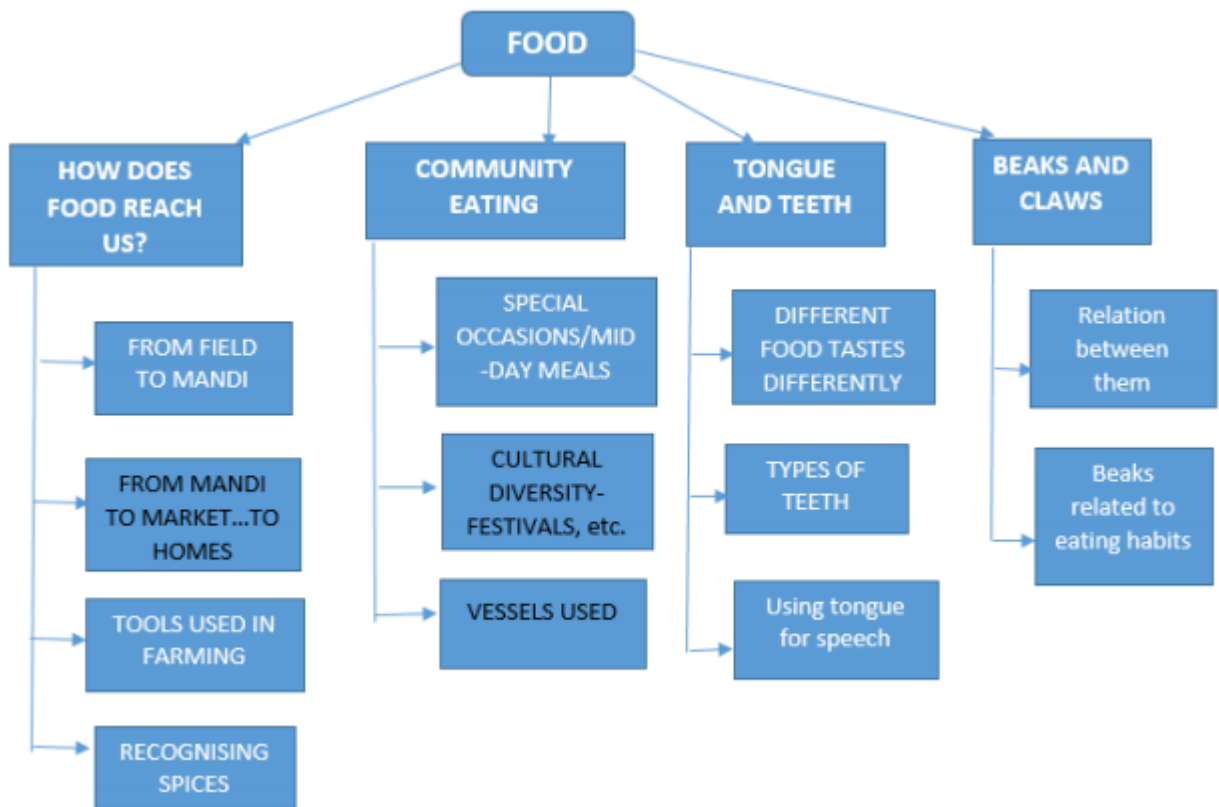


- Recalls different sources of water.
- Understands the different processes involved in the water cycle.
- Understands the processes- evaporation and condensation, through experiments.
- Learns about the journey of river from source to our houses.
- Identifies different reasons for water pollution.
- Identifies reasons of wastage and misuse of water.
- Develops awareness of different kinds of water borne diseases.

- Learns about different water purification methods.
- Learns about various ways to conserve water.

## THEME: FOOD

- Recalls different food groups.
- Understands the journey of grain from the field to the plate.
- Appreciates the need of community eating.
- Recognises the use of tongue and teeth in speech and taste.
- Classifies the different kind of teeth in humans & animals and their functions.
- Learns about how to take care of teeth and oral cavity.
- Understands the relation between beaks & claws and eating habits of birds.



- पुल्लिंग द्विवचन का ज्ञान करवाते हुए द्विवचन के शब्द लिखवाना ।
- पुल्लिंग द्विवचन के शब्दों के साथ द्विवचन की क्रिया लगाकर वाक्य बनवाना ।
- कार्ययोजना-2 पुल्लिंग द्विवचन के शब्दों व वाक्यों के आधार पर करवाना ।
- श्लोक- बहूनि मे व्यतीतानि ..... ।
- पुल्लिंग बहुवचन का ज्ञान करवाते हुए बहुवचन के शब्द लिखवाना ।
- पुल्लिंग बहुवचन के शब्दों के साथ बहुवचन की क्रिया लगाकर वाक्य बनवाना ।
- कार्ययोजना-3 पुल्लिंग बहुवचन के शब्दों व वाक्यों के आधार पर करवाना ।
- श्लोक- न जायते म्रियते वा कदाचन ..... ।
- स्त्रीलिंग एकवचन के शब्दों का ज्ञान करवाना और उसमें एकवचन की क्रिया लगाकर वाक्य बनाना सीखाना ।
- कार्ययोजना-4 पुल्लिंग बहुवचन के शब्दों व वाक्यों के आधार पर करवाना ।
- श्लोक- न जायते म्रियते वा कदाचन..... ।

## COMPUTER

### MORE ABOUT WINDOWS 7

- Desktop
- Wall paper and screensaver
- Changing of desktop screen
- Making folder and file
- Copying and Moving a file

Practical:-Students will learn to change the desktop screen

And copying and moving folder and file

### INTRODUCTION TO LOGO

- Starting logo Main screen
- windows Turtle Commander windows
- Basic primitives of logo

Forward	FD
Back	BK
Right	RT
Left	LT

### MORE TURTLE COMMAND

- Basic K turtle command
- More commands Containers

- Pen up and Pen down Repeat Command
- Drawing Polygons and circle

Practical: Students will perform practical using logo command

### CRAFT

- Tiger's face mask making (National animal: cutting and pasting activity)
- Peacock making with waste material like disposable spoon, earbuds etc.
- Dolphin toy making with disposable glass/disposable bottle with cutting, pasting and colouring activity
- Lotus flower making with cutting and pasting activity
- 3d penguin toy making with disposable glass and bottles
- Chandelier making with paper rose with cutting and pasting activity
- Glass lamps making with waste jars( spray printing activity)
- Glass painting on bottles (colouring and decoration activity)
- Candle holder making with disposable spoons
- Wall hanging making with waste CD
- Photo frame making with waste CD

### ART

- Memory drawing and colourings "Holiday Fun" or Making storybook cover.
- Create an interesting composition with various textures. Which we can feel in 2d.
- Draw and learn stick drawing human figures; it's a simple way of expressing different actions.
- Draw and colour composition related to Independence Day.
- Learn light, shades, shadow and different tones on an object drawing...
- Drawing related Teachers day- My Teacher my Mentor express composition
- ...

- Draws the Sun, the Tree, the Birds and the animal which are seen as the points of focus . Arranges it and colours it with your choice.
- Draw geometric shapes like circle, square, rectangle etc into a living thing very creatively.

## CLAY

- Composition - during holidays you must have seen something which you think can be made with clay.
- Mask - to keep in mind divisions as explained to be practiced with volume.
- Clay folding & draping method - going to explain children how we can make things with the help of this method.
- Design (slice method) - going to explain children how to make a geometrical design with the help of slice method.
- Relief - going to explain children simplified relief how can we make it and what all we need to keep in mind.
- Small creatures - going to explain children how to make any small creatures with the help of shapes.
- Small creatures - as explained to be practiced.
- Bird figure- make any bird of your choice to keep in mind shapes.
- Animal figure - make any animal of your choice to keep in mind shapes which you have seen or studied.
- Transport - make any vehicle of your choice to keep in mind shapes.
- Califoulage - make or create something with the help of fruit ,vegetable and flowers.
- Miniature village / miniature town-make any village /town of your choice which you like.

## **ACTIVITIES:**

1. Children will make a **booklet** based on things done by their classmates. They can divide the book into three sections, "yesterday", "today" and "tomorrow", indicating past, present and future.

For example: Yesterday Rohan and Amit played football.

Today Rohan and Amit are sitting next to each other.

Tomorrow Aradhya and Anushka are going for the competition.

They will colour the verbs they use.

2. **Read the passage and correct the errors in the passage. Rewrite the passage using subject verb agreement. Write a passage with errors and give it to any of your family member for editing**

This year our class are having a great time. The girls is enjoying art and boys are enjoying music. John like playing football and Sarah enjoy playing badminton. School work are fun too. We has learned how to simplify fractions and do long division. School include work and play which helps our class enjoy learning.

### **3. Introduce yourself**

Children will introduce themselves on a slam sheet. They will use adjectives to describe themselves. For example, "I am beautiful Beena or

" I am radiant Rohan".



#### 4.आओ सीखें सर्वनाम

अकबर - बीरबल अथवा तेनालीराम की किसी एक कहानी को पढ़कर उसे अपने शब्दों में ' स्लेम शीट ' पर लिखिए। अब इस कहानी में आए सर्वनाम शब्दों की सूची बनाकर , उन सर्वनाम शब्दों के सामने लिखिए कि वे किसके लिए प्रयोग हुआ है।

उदाहरण के लिए -बीरबल अकबर के नौ रत्नों में से एक थे। वे अपनी कुशाग्र- बुद्धि ,हाज़िर - जवाबी और चतुराई के लिए सुप्रसिद्ध थे। अकबर अपनी किसी भी समस्या के समाधान के लिए उन्हें ही बुलाते थे।

सर्वनाम	संज्ञा
वे	अकबर
अपनी	अकबर

नोट- अब इस सूची के सभी सर्वनामों का उनके भेदों के अनुसार वर्गीकरण कीजिए।

#### 5.आह! विशेषण ही विशेषण

अपने कोई भी मनपसंद व्यक्ति,वस्तु और स्थानों के दो-दो चित्र चिपकाइए और अब उनके नाम लिखिए । अब विशेषण शब्दों का प्रयोग कर इनके बारे में लिखिए - उसके रंग , आकार , उसकी खुशबू , लाभ अर्थात् उसका विवरण लिखिए। अब विशेषण शब्दों को रंगीन पेंसिल से रेखांकित कीजिए।

उदाहरण के लिए-

मुझे गुलाब का फूल अत्यंत प्रिय है। इसे फूलों का राजा माना जाता है। इसकी सुगंध बहुत ही आकर्षक और लुभावनी होती है।गुलाब का फूल अपनी सुंदरता के लिए विश्व प्रसिद्ध है। इनकी सुगंध के कारण गुलाब का इत्र भी बनाया जाता है।यह लगभग हर बगीचे में पाया जाने वाला एक आम पौधा है।गुलाब का फूल अपनी सुंदरता के लिए विश्व प्रसिद्ध है।इसी सुंदरता के कारण सम्पूर्ण भारत में 12 फरवरी को गुलाब दिवस मनाया जाता है।गुलाब का प्रयोग गुलदस्ते बनाने और सजावट करने आदि में भी किया जाता है।गुलाब के फूल से गुलाब जल और गुलकंद भी बनाया जाता है। यह विभिन्न रंगों जैसे लाल, सफ़ेद गुलाबी और बैंगनी में पाया जाता है।गुलाब के पौधे में छोटे-छोटे काँटे होते हैं जो इसकी रक्षा करते हैं।इसे सम्पूर्ण विश्व में शान्ति, मित्रता और प्रेम का प्रतीक माना जाता है।जवाहर लाल नेहरू भी सदैव एक गुलाब अपने पास रखते थे।

## 6.आओ मिलकर खेलें खेल , चलती है अब अपनी रेल

रविवार के दिन घर के सभी सदस्य एक साथ बैठकर विशेषण पर एक रोचक खेल खेल सकते हैं। यदि आप के घर में तीन-चार सदस्य हैं तो पहला सदस्य अपने मन से एक विशेषण' शब्द बोलेगा और दूसरा सदस्य उस शब्द के अंतिम अक्षर से दूसरा विशेषण बोलेगा | इस प्रकार क्रम चलता रहेगा| जो सदस्य विशेषण नहीं बता पाएगा उसका एक अंक कम हो जाएगा और जो उसे पूरा करेगा उसे एक अंक ज़्यादा मिलेगा| जैसे-  
रसीला--- लाल----- लम्बा----- बहादुर ---- रौबीला --- लालची-----

## खेल का दूसरा दौर

पहला खिलाड़ी एक विशेषण शब्द बोलेगा दूसरा खिलाड़ी उस विशेषण से संबंधित संज्ञा शब्द बोलेगा| जैसे-

विशेषण	संज्ञा
मीठा	आम
विशाल	इमारत

## 7.Map work:

Tracing the path of river Ganga, from the origin to where it meets the sea, identify the important states it passes through. Using a political map of India, mark and colour the states yellow.

Also, on the same map, mark and label three water bodies surrounding India (colour them blue). Paste the maps in your EVS notebook.

8. Spices add taste, flavour and colour to food. Now, let's see whether we can identify different spices by smelling, touching or tasting. So, blindfold and try to recognize the spices. Ask your parents to help you in this activity. Make a table in your EVS notebook with the heading" **Spices I can identify**".

Colour the respective box green, if you can recognise and red if you cannot recognise the spice in the table.

S.No.	Name of the Spice	Recognised by touching	Recognised by smelling	Recognised by tasting



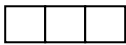
### 9. Oral hygiene booklet :

Visit a dentist and observe the clinic carefully.

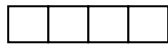
Create a booklet on "oral hygiene" using colourful pictures and important information which includes- importance of healthy teeth, what you should do to have healthy teeth, interview with dentist, instruments you saw during your visit, advise given by the dentist after inspecting your oral cavity. Also attach the dentist's prescription.

### 10. Use square paper or graph sheet to colour( build) a brick wall.

a) Colour rectangles of three squares length and 4 squares length to represent the bricks on the graph sheet.

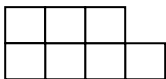


Red



green

b) The wall should be made of two layers only. The lower layer should have bricks of 4 squares only and the upper layer should have bricks of 3 squares only.



c) Colour the bricks one at a time ( taking turns) to make the *shortest* complete wall possible with no brick jutting out. What is the length of the wall?

d) Record the observation.

Length of bricks	Length of shortest complete wall
3 squares, 4 squares	?

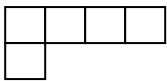
11. There is a recipe for baking a cake for 4 people. Rewrite the recipe for 8 people. Also, rewrite the recipe for 16 people.

Recipe for baking a cake

- 1  $\frac{1}{2}$  cup sifted cake flour
- 1  $\frac{1}{2}$  teaspoon baking powder
- $\frac{1}{4}$  teaspoon salt
- $\frac{1}{2}$  cup unsalted butter
- 1 cup sugar
- 2 large eggs
- $\frac{1}{2}$  teaspoon vanilla extract
- $\frac{1}{2}$  cup whole milk

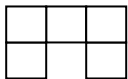
12. A pentomino is a figure made up of 5 equal squares joined together to share sides. These are 2 examples of pentominoes. It is possible to make 12 different kinds of pentominoes. On a graph sheet, find all of them. Now paste them on a slam sheet and try to find the perimeter of each.

Fig.(1)



Perimeter of fig(1) is \_\_\_\_\_

Fig.(2)



Perimeter of fig (2) is \_\_\_\_\_

## Grandparents' Forum




Grandparents are a family's greatest treasure, the founders of a loving legacy, the greatest storytellers, and the keepers of traditions. They are the family's strong foundation. Through their special love and care, they keep a family close at heart.

On,14/5/2018 we welcomed Mr.P.D.Sharma, grandfather of Aradhya Sharma,P 4-A. He spoke to them mainly about the importance of good food eating habits and the need to speak and write in its pure form. It was an enriching experience for the teachers as well as for the students.

Dr 14/5/2018

I am thankful to the teacher who invited me in the gathering children.  
I am feel impressed with the behaviour of children they are quite disciplined and well mannered.  
I like the company of children very much  
I felt very <sup>good</sup> while conveying my advice to children.

  
(P.D.Sharma)

ARADHYA's  
Grand parent

## Report on Excursion

### SCREENING OF THE MOVIE "THE GOOD DINOSAUR"



Field trips gives students educational experiences away from their regular school environment and provides alternative educational opportunities to children.

Keeping this in mind, as part of a recreational trip, on 15th May 2018 the students of classes IV were taken to PVR Cinemas for a special screening of the popular DISNEY movie 'THE GOOD DINOSAUR'.

The objective behind this was not only to refresh the students but learn to overcome their fears.

Before the movie began, the whole auditorium echoed with the singing of the National Anthem by the students and teachers.

It has spectacular animation, thrilling adventure, and a load of great messages about friendship, love, and overcoming fears. The children enjoyed the movie with popcorns and cold drinks.

The movie engaged the students and was a significant break from their daily routine. It was a fun-filled day with a great learning experience for them.

**PRIMARY COORDINATOR - MRS ANUPAMA CHAND**

**DIALOGUE COORDINATOR - MRS DEVJA CHHABRA**